
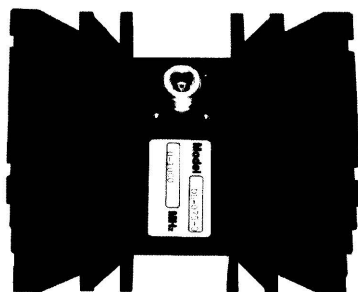


60-960 MHz 'AL', 'BL', 'DL', 'EL' Series


Load Terminations



AL-030-0



DL-075-0



BL-060-0

Load Terminations

Sinclair manufactures load terminations for input power levels up to 300 watts. Higher power models and panel mounted loads are available custom tailored to suit your specific system needs. Consult your Sinclair representative for additional information.

Electrical Specifications			
		AL-015-0	AL-030-0
Power Rating	Watts	15	30
VSWR		1.1:1 typ.	
Termination		'N' Male	

Mechanical Specifications			
		AL-015-0	AL-030-0
Height	Watts	1.25(32)	1.75(45)
Diameter		1(24.6)	
Weight		0.1(0.05)	0.13(0.06)

Electrical Specifications				
		BL-060-0	BL-060-S	DL-075-0
Power Rating	Watts	60		75
VSWR		1.1:1 typ.		
Termination		'N' Male		'N' Female

Mechanical Specifications				
		BL-060-0	BL-060-S	DL-075-0
Height	in (mm)	5 (127)		3 (76.2)
Width	in (mm)	2 (49.2)		3 (76.2)
Length	in (mm)	1.38 (35)		4.75 (117)
Weight	lb (kg)	0.6 (0.3)		0.9 (0.4)

Electrical Specifications				
		EL-125-0	EL-150-0	EL-300-0
Power Rating	Watts	125	150	300
VSWR		1.1:1 typ.		
Termination		'N' Female		

Mechanical Specifications				
		EL-125-0	EL-150-0	EL-300-0
Height	in (mm)	3.25 (83)	3.25 (83)	7 (178)
Width	in (mm)	4.25 (108)		
Length	in (mm)	8.0 (203)		
Weight	lb (kg)	3.7 (1.7)		7.7 (3.5)